






## Whirlpool® 5.8 cu. ft. Smart Front Load ENERGY STAR® Certified Washer with FreshFlow™ Vent System and AI Intelligent Wash

WFW6720RW

### Available Finishes/Colours

 WFW6720RU  
Volcano Black

 WFW6720RR  
Radiant Silver

 WFW6720RW  
White

This extra large capacity front load washer includes the FreshFlow™ Vent System, the first fan-powered system with antimicrobial protection designed to help keep your clothes and washer fresh. This system includes a trio of features, like the FanFresh® Option to keep clothes fresh until they're moved to the dryer. The Dry Drum Cycle to reduce excess moisture in the washer drum and door after a wash. And a rubber seal with antimicrobial protection to help prevent the growth of odour-causing bacteria. Plus, simplify your laundry routine and get efficient cleaning performance with AI Intelligent Wash technology.


### Top Features

**FreshFlow™ Vent System**


**Dry Drum Cycle**

**FanFresh® Option**

### Manuals & Literature:

 [Energy Guide](#)

 [Owners Manual](#)

 [Warranty Information](#)

Dimensions		Modifiers	
Depth	33.25	Pre Soak	Yes
Height	39.0	Spin Speed Selections	Fast; Medium; Slow; Off
Width	27.0		

Details		Specifications	
Suspension System	2 Springs 4 Dampers	Steam	No
Automated Dispenser	No	Deep Water Wash	N/A
Fan Type	Fan Fresh®	Extra Power Option	
Motor Drive Type	Direct Drive	Sanitize	Yes
Wash Action	Impeller	Country Of Origin	USA
Hoses Included	No	Quick Wash	Yes
		Required Accessories	8212638RP, 8212546RP

Modifiers		Exterior	
Number Of Soil Levels	4	Extended Service Plan Parent	EW05IW1Y, EW05IW4Y, EW05IW2Y
Number Of Spin Speeds	4	Product To Product Pairs	WGD6720RW, YWED6720RW
Soil Selections	Extra Heavy; Heavy; Light; Normal		
Delay Start	Yes	Adjustable Feet	Yes